








symbol next to the lessons make them a priority and they will receive feedback.

	Monday	Tuesday	Wednesday	Thursday	Friday
MATH	Khan Academy Video lessons: <u>Volume in Unit Cubes by decomposing shape</u> <u>Volume through decomposition</u> KA practice: <u>Decompose Figures to find volume Unit cubes</u>	Tangy Tuesday <u>Grid Lock & Mystery #s Google form</u> 	Game Day Kahoot <u>Volume with Composite Figures 2</u> iReady lesson	Khan Academy video: <u>Volume word problems</u> KA practice <u>Volume Word problems</u> iReady lesson	Quiz day Google form: <u>Finding Volume of Composite figures</u> 
ELA	Review main idea Storyworks article & notes iReady	Main idea practice Read NF text on Tsunamis	Review similes and metaphors Figurative language game Simile/Metaph or quiz 	Review show-not-tell writing and samples Brainstorm show-not-tell words for your disaster narrative tomorrow	Write small moment paragraph (climax) for disaster narrative 
SCIENCE/SOCIAL STUDIES	Science: Run a simulation to determine what qualities are important in a rocket. 	Science: Continue - Run a simulation to determine what qualities are important in a rocket.	Science: Read or listen to 1 article based on your mission objective (chosen last week)	Social Studies: Nearpod on French-Indian War	Social Studies: Watch Liberty's Kids episode 1; Boston Tea Party (28 min) Quick reflection on Google Classroom
OTHER	<i>*Start Math I Ready lesson</i>	10:45-11:45 Zoom to go over week's assignments & check-in	*	10:45-11:45 Office Hours; Specific logins will be via email and google classroom	10:45-11:30 Class Zoom time to connect with each other

Dear FVE 5th grade families,

4/26/2020

We hope this week finds you and your family happy and healthy. As a fifth-grade team we have been working hard to keep your student/child engaged in our weekly lessons and activities. We are so happy to see so many students have been *getting in the groove* this past week. We have seen the best engagement and lesson completion since our distance learning started! Building on that, our theme this week is the **3Cs: continuity, compassion, and connections**. It has been an interesting and challenging distance learning journey so far and we still have a long way to go until June. We will **continue** with our new lesson plan format since we received good feedback from many of you that it is working. We want to remind you that we are here to support you with **compassion** and **caring** and want to meet your family where you are in in this journey. We strive to keep checking in with each of you to make **connections** on Zoom, email, and/or on the phone.

Our **new Zoom times** set by the District are on Tuesdays, Thursdays, and Fridays from 10:45-11:30. Look for the invites to be emailed to guardians and posted on Google Classrooms the day before the scheduled time. The Tuesday meeting will with be with your homeroom class and used to check in and go over the week's plans. Thursday's meetings will be drop in office hours to target specific questions or struggles. This may be by invite or more of a drop-in session. Friday's meetings will focus more on celebrations of the week and social time.

Attached are the lesson plans for the week. It would be helpful to think of the overview page as the **DAILY PLANNER**, like the one we used to fill out each day in class. It may be good to print it and use it as a check off list of what is due.

Always remember, the best place for your students to begin their lessons each day is to log into their Google Classroom and check the Classwork feed each day!

If you are interested in tracking and getting updates on your students' progress with the lessons be sure to accept the invitation sent out last week to join the Google Classroom. If you are not sure if you accepted the invitation, please email and we will check for you. By accepting the invitation, you will receive email summaries either daily or weekly (you decide) that will allow you to see:

- Missing work—Work that is late at the time the email was sent
- Upcoming work—Work that is due today and tomorrow (for daily emails) or work that's due in the upcoming week (for weekly emails)
- Class activity—Announcements, assignments, and questions recently posted by teachers


Upcoming read aloud: We will be reading the novel *Chains* by Laurie Halse Anderson starting next week. If you would like to buy your own copy, they are on Amazon for \$5.59 OR if you would like to check out a copy from school, please let us know so we can arrange pick-up times for you to drop by.

Please know you can reach out to any of us for support. Let's **continue** to make this the best we can, and always show **compassion and caring** to each other and ourselves during this strange time.

We miss you all and hope you all stay safe, sane, and healthy. 😊

Take Care, The 5th grade team

Mrs. Teresa Reynolds, Mrs. Ally Nichol, Ms. Heather Knouse, and Mrs. Hailey Riehl



Monday Lessons:

Math: Apply and extend volume concepts and volume of composite figures



1. **Khan Academy instruction videos:**
 - a. Volume in unit Cubes by decomposing shape
 - b. Volume through decomposition
2. **Khan academy practice lessons**
 - a. Decompose figures to find volume (unit cubes)



3. **Start IREADY** lessons for week (goal to complete 1-3 lessons a week) ASSIGNMENT for feedback

Turn in : Khan academy video/lesson, nothing for Google Classroom

ELA: Main Idea Review and Practice

1) Review how to determine main idea of text

- ☐ Brainpop Login: FabFalcons2020 Password: FabFalcons2020
- ☐ Watch the short video on Main Idea <https://www.brainpop.com/english/studyandreadingskills/mainidea/>
- ☐ Take the quiz to test your knowledge (Optional)

2) Read or Listen the Scholastic Storyworks Article about the Japanese Tsunami

- ☐ The article is posted in Google Classroom
- ☐ You can either listen to Mrs. Riehl as she reads the article or read it on your own 😊
- ☐ As you read or listen/read, stop and write down the main idea of each section – you can record your notes in your ELA notebooks

Turn In: Nothing for today

Science: Complete a simulation to draw conclusions about ways to increase your rocket's height/speed.

1. Login to **Google Classroom** and find the Monday assignment.
2. Watch the video: Challenges: [Challenges of Getting to Mars: Launching a Mars Rover](#)
3. Mars in 1 Minute: Getting to Mars: [Mars in a Minute: How Do You Get to Mars?](#)
4. Open the **Simulation Rocket Launch** google slide - follow the directions in the Google Slide to complete the tables and answer the questions.
5. IF the simulation is not working, go back and choose the **Simulation Rocket Launch Option 2** google slide.
6. This is a 2 day assignment, so feel free to break up the task - perhaps 1 table today and the others tomorrow.
7. Turn in: Completed Google Slides

Tuesday lessons:

Math: apply=knowledge of place value and multiplication to *problem solving /teacher check in day*

1. Tangy Tuesday Pack 3 This week's puzzles **Grid Lock** and **Mystery Numbers**

Directions:

- watch tutorial on how to solve this week's puzzles **Grid Lock** and **Mystery Numbers**
(hint if you can't see anything scroll up and click on the puzzle type you want more information about)
- Tutorials link <https://gregtangmath.com/tutorials#slideShowIframe>
- Open Puzzles link
<https://documentcloud.adobe.com/link/track?uri=urn%3Aaaid%3Ascbs%3AUS%3A487db703-27bb-4f69-855f-7395f547e7bc>
- you can Print and/or just solve **Grid Lock** and **Mystery Numbers** puz
- Log into Google classroom** and find assignment for **Mystery Numbers** (z for Grid Lock)
- Enter answers and **submit quiz by Thursday** **ASSIGNMENT** for feedback



2. Log into Zoom meeting for class check in and questions

Turn in : Mystery Number Google form

ELA:

- Complete the Main Idea Practice on Google Classroom **feedback given upon completion**
- Log into GetEpic and Read/Listen to one of the Non-fiction books on Tsunamis-
 - As you read take notes about signs of a tsunami and what people should do if/when a tsunami strikes – notes should be done on your own piece of paper – you will refer back to these notes later in the week

Science: Complete a simulation to draw conclusions about **increase your rocket's height/speed.**



- Same as Monday - extra time to complete the simulation.
- Turn in: Completed Google Slides

Wednesday lessons:

Math : game day / I Ready

1. Kahoot Game: Volume with Composite Figures 2

https://kahoot.it/challenge/e93e42d2-bcc0-4e6c-b986-b4062d4f1c17_1587509136686

be sure to enter your name like the direction say so I know who played the game

2. Finish IREADY Math lessons (goal to complete 1-3 lessons a week)

Turn in : nothing today

ELA:

1) More practice with similes and metaphors: (SEE Google Classroom for a short explanation video by Mrs. Riehl before you complete the assignment 😊)

- ❑ **Brainpop Login: FabFalcons2020 Password: FabFalcons2020**
- ❑ **Watch the short video on similes and metaphors**
<https://www.brainpop.com/english/writing/similesandmetaphors/>
- ❑ **Click on the “Worksheet” link and practice writing some of your own simile and metaphor sentences**
- ❑ **Play a figurative language Room Recess Game for more practice**
<https://www.roomrecess.com/mobile/CannonballCats/play.html>

2) Go to Google Classroom – Take Simile and Metaphor Quiz **feedback given upon completion**



Science:

Identify work already being done towards your Mars Mission Objective.

1. Login to **Google Classroom** and find the assignment for Wednesday.
2. Last week (Thursday) you chose a Mars Mission objective. If you didn't yet, go do that now. :)
3. Read the article that is connected to your chosen objective. For each objective, there is ONE article, but three different text complexities. Choose the one that fits your needs today (Hard is approximately 3/4th grade level, Harder is approximately 5 grade level, Hardest is approximately 6th grade or above).
4. In your science notebook, record a “newspaper headline” -Think: what was the most important thing to remember from that article.
5. Turn in: Nothing today.

Thursday lessons:

MATH: *finish up lessons/ teacher check in / turn in assignments*



1. **Khan Academy instruction videos:**
 - a. Volume word problems
 2. **Khan academy practice lessons**
 - a. Volume word problems
 3. **Log into Google Classroom finish and submit**
 - a. Tangy Tuesday **Mystery Numbers** ASSIGNMENT for feedback
 - b. Kahoot Game
 4. **Finish I Ready math lessons**
- Turn in : go to Khan academy watch video and do lesson,

ELA:

- ## 1) Review what Show-Not-Tell Writing

Brainpop Login: FabFalcons2020 Password: FabFalcons2020

- ❑ Watch the short video on Show-not-tell writing
- ❑ <https://www.brainpop.com/english/writing/shownottell/>
- ❑ Test your knowledge by taking the quiz (optional)

Nouns	Verbs
Waves	Devoured
Water	Rushed/Rolled
Garbage	Scattered
Debris	Littered
Cars	Plummeted
People	Screamed
Trees	Tumbled
Houses	Crumbled

- 2) Practice writing show-not-tell and/or figurative language sentences using the Tsunami Images on Google Slides -
***See Mrs. Riehl's Video for more detailed directions before you begin

- 2) Brainstorm some nouns and strong verbs for your Show-not-tell Climax Paragraph tomorrow**

Turn In: Google Slides with figurative language/show-not-tell sentences

Social Studies: Identify the role of the French-Indian War in leading up to the American Revolution

1. Login to **Google Classroom** and find the assignment for Thursday. It will include a self-paced Nearpod code and the link for Nearpod.
2. Login to Nearpod, use your first name or class number and initials when it asks who you are.
3. The Nearpod **will include** this videos and a Brainpop on the French and Indian War::
<https://abc.com/shows/schoolhouse-rock/episode-guide/season-02/18-no-more-kings>

Brainpop Login: FabFalcons2020 Password: FabFalcons2020

4. Turn in: Nearpod participation with an identifiable login

Friday lessons:

Math: *Check for understanding quiz day/ teacher check in*

1. **TURN IN :** Log into Google Classroom -take the quiz assignment

Finding Volume of Composite figures **ASSIGNMENT FOR feedback**



ELA: Now that you've read the I Survived story, along with a nonfiction article and book about these disasters you will write your own small moment paragraph using show-not-tell writing including figurative language about a tsunami striking – Think of this paragraph as the climax to your story!

1) Read the Sample Narratives and Watch the short video from Mrs. Riehl

2) **Write the Climax paragraph for a Narrative** – the Climax paragraph (The tsunami just hit)

Your paragraph needs to include the following:

- ☐ Time/Place sentence at the beginning (So the reader knows what's happening)
- ☐ Details that include facts about what happens during a tsunami and/or what people should do when one strikes - use your notes from the NF book that you read earlier in the week
- ☐ Strong verbs
- ☐ At least one simile or metaphor sentence
- ☐ One personification or hyperbole sentence
- ☐ Emotion/feelings from the character
- ☐ An "I realized" sentence at the end

4) Turn In: Your small moment on Google classroom assignment

*****Enrichment Opportunity/Challenge (This is Optional):** Write an entire Tsunami Disaster Narrative. Your story should have 5 paragraphs - One Paragraph for each part of Mt. Plot. - Grabber Beginning, Rising Action, Climax, Falling Action, Resolution

***Full Narratives can be submitted on Monday 5/4

Social Studies: Explore different perspectives on the Boston Tea Party.

1. Login to **Google Classroom** and find the Friday assignment.
2. Click through the assignment to Discovery Education and the Liberty's Kids video.
<https://google.discoveryeducation.com/learn/player/8e6953b5-9609-4333-97dd-b61b34c54fd0>
3. Come back to the assignment on Google Classroom and answer the question that is linked there.
4. Turn in: Answer question on Google Classroom about the episode

Objectives for the week:



Support: Please see the Google Classroom for videos that will explain an overview of your assignments for the week. On Tuesday's zoom calls, please come ready with questions about your assignments.

Math:

Ø **Volume of Rectangular Prisms:** develop and understand concepts of volume measurement and Recognize volume as an attribute of solid figures (5.MD.3)

Ø **Problem Solving:** understand the place value system- Use problem solving skills and knowledge of place value to solve Tangy Tuesday puzzles

ELA:

- Review and practice determining main idea of a text
- Practice identifying and utilizing figurative language to strengthen show-not-tell writing
- Write a Show-not-tell Climax Paragraph for a Tsunami Survival Story using show-not-tell strategies and including figurative language - similes, metaphors, personification, or hyperbole.

Social Studies:

- ★ Explore the role of the French-Indian War as an event leading towards the Revolution (cause and effect).
- ★ Integrate information from several texts (print, video, presentation) on the same topic in order to write or speak about the subject knowledgeably.

Science:

- ★ Collect data from simulations and draw claims from that data.
- ★ Use simulators as a scientific tool to explore physics principles.